

Synthesis and Characterization of New Fused Heterocyclic Compounds Consisting of Benzodiazepine, Quinoxaline, Benzimidazole and Thiazole Rings

Lecturer Dr. Nadia Adil Salih *, Assistant Lecturer Hanan Abd El-Latif Ibraheem *

Date of acceptance 2/4/2008

Abstract

In this study, new heterocyclic compounds were synthesized through the cyclization reactions of *o*-phenylenediamine (**1**) with various organic reagents. Benzodiazepine derivatives (**2-4**) were obtained by reaction of (**1**) with ethylacetoacetate, malonic acid and acetyl acetone. Treatment of compound (**1**) with chloroacetamide, chloroacetic acid, *p*-bromophenacyl bromide and oxalic acid dihydrate afforded quinoxaline derivatives (**5-8**), respectively. Reaction of compound (**1**) with benzoic acid, piperonal, cyclohexanone and carbon disulfide resulted in the formation of compounds (**9-12**), respectively. Finally, reaction of compound (**12**) with chloroacetic acid in the presence of potassium hydroxide produced compound (**13**).

Keywords: Benzodiazepine, Quinoxaline, Benzimidazole and Thiazole, Cyclization Reactions.

Introduction

Nitrogen containing heterocycles are frequently found in privileged structures (pharmacophores) but their incorporation sometimes possess special problems (multi step sequence, lack of generality, preparation from cyclic precursors, etc); thus, only a limited number of strategies have been successfully applied in the synthesis of heterocyclic scaffolds. The development of new, rapid and clean synthetic routes toward focused libraries of such compounds is therefore of great importance to both medicinal and synthetic chemists. Consequently, the design and development of procedures for the generation of new heterocycles receive growing interest. The benzimidazole ring is of a crucial pharmacophore in drug discovery. Benzimidazoles show different biological activities, such as anticancer, antimicrobial, or anthelmintic activities¹. Benzimidazole derivatives are a unique broad-spectrum class of antirhino/enteroviral agents. Benzimidazoles exhibit cytomegalovirus (HCMV)². A number of synthetic methods have been developed in recent years to uncover a variety of new reagents for the synthesis of benzimidazole derivatives

Benzimidazoles can be synthesized by a number of methods, usually involving formation of the N-C-N unit as the key step. One of the formally utilized general routes to benzimidazoles involves the reaction of aldehydes and ketones with *o*-phenylenediamine³. Although there are several routes leading to 2-substituted benzimidazoles, a typical procedure involves heating *o*-phenylenediamine with a substituted carboxylic acid in the presence of a mineral acid⁴.

Brown rot, caused by the fungal *Monilina fructicola* (G. Wint.). Chemical control of brown rot is an important strategy for the management of this disease. The Benzimidazole fungicides like Benomyl, Carben-dazine, Chlorofenazole, Thiophanate, etc. have been widely used for controlling the disease⁵.

Benzodiazepines are a family of prescription drugs that are used mainly to relieve anxiety and to help people to sleep. These are sedative drugs, which reduce activity in certain parts of your brain, resulting in a calming effect. Xanax (alprazolam), Rivotril (clonazepam), Valium (diazepam), Dalmane (flurazepam),

Ativan (lorazepam), Restoril (temazepam), Hal-cion (triazolam), etc., are examples of benzodiazepine drugs⁶.

*Department of Chemistry, College of Science, Al-Nahrain University, Baghdad, Iraq

Other uses of benzodiazepines include: inducing sedation for surgical and other medicinal procedures, treatment of alcohol withdrawal, controlling seizures, relaxation of skeletal muscles, such as the back and neck⁷.

Among the various classes of heterocyclic compounds, quinoxaline form an important component of pharmacologically active compounds. Quinoxaline ring is a part of various antibiotics such as Echinomycin, Levomycin and Actinomycin that are known to inhibit the growth of Gram positive bacteria and are active against various transplantable tumors⁸. Quinoxalinediones and their derivatives are important members of heterocyclic compounds that are widely applied in many fields, as curatorial intermediates, bactericides and insecticides⁹. One-pot efficient synthesis of quinoxaline-dione derivatives may permit the development of novel therapies for the treatment of epilepsy, pain and other neurodegenerative disorders¹⁰.

Because of its synthetic utility and broad range of pharmacological activities, the thiazole nucleus is an important heterocyclic ring. Some thiazole derivatives with different pharmacological effects, including anti HIV, antihistaminic, antiulcer, cardiogenic, antihypertensive and neuroleptic, are in clinical use¹¹. In order to obtain more effective chemotherapeutic agents, a variety of reports have been presented on the synthesis and biological evolution of new thiazole derivatives¹².

Experimental

General

Melting points were determined on Gallen Kamp melting point apparatus and were uncorrected. The IR spectra of the compounds were recorded on Shimadzu FTIR-8300 spectrometer as KBr disc; results are given in cm^{-1} . $^1\text{H-NMR}$ and $^{13}\text{C-NMR}$ spectra were recorded at 300.131 and 75.47 MHz, respectively, in DMSO-d_6 for all compounds on a Bruker AMX-400 NMR spectrometer. The chemical shifts are reported in part per million (ppm) downfield from internal tetramethylsilane (TMS) (chemical shift in δ values). Thin layer chromatography was carried out using Fertigfolien precoated sheets type Polygram SilG, the plates were developed with iodine vapour. ^1H - and ^{13}C -NMR

were made at Medicinal and Health Analytical Center, Peking University, China.

Synthesis of 4-methyl-1,3-dihydro-2H-1,5-benzodiazepin-2-one (2)

A mixture of *o*-phenylenediamine (1) (0.015mol) and (0.015mol) of ethylacetate, in 20ml abs. ethanol was refluxed for 24h. The excess solvent was removed under reduced pressure, the reaction mixture was cooled and the formed precipitate was filtered off and recrystallized from ethanol to give the desired products. M.P. 158-159°C, Yield 85%.

Synthesis of 1H-1,5-benzodiazepin-2,4(3H,5H)-dione (3)

The same procedure as for the synthesis of compound 2 but use malonic acid instead of ethylacetate. M.P. 187-189°C, Yield 70%.

Synthesis of 2,4-dimethyl-3H-1,5-benzodiazepine (4)

The same procedure as for the synthesis of compound 2 but use acetylaceton instead of ethylacetate. M.P. 115-117°C, Yield 75%.

Synthesis of 3,4-dihydroquinoxalin-2-amine (5)

A solution of (0.01mol) of compound 1 and (0.01mol) of potassium hydroxide in 15ml abs. ethanol was added to (0.01mol) of chloroacetamide. The reaction mixture was heated under reflux for 24h, and then the solid that formed was separated by filtration and recrystallized from chloroform to give the final products. M.P. 198-200°C, Yield 60%.

Synthesis of 3,4-dihydroquinoxalin-2(1H)-one (6)

A solution of (0.01mol) of compound 1 and (0.01mol) of potassium hydroxide in 15ml abs. ethanol was added to (0.01mol) of chloroacetic acid. The reaction mixture was heated under reflux for 24h, and then the solid that formed was separated by filtration and recrystallized from chloroform to give the final products. M.P. 170-172°C, Yield 70%.

Synthesis of 3-(4-bromophenyl)-1,2-dihydroquinoxaline (7)

A mixture of compound 1 (0.015mol) and *p*-bromophenacyl bromide (0.015mol) in 25ml abs. ethanol was refluxed for 24h; then the solvent was reduced to one third its volume under reduced pressure and then cooled. The solid that separated was recryst-

tallized from dichloromethane. M.P. 78-80°C, Yield 80%.

Synthesis of 1,4-dihydroquinoxaline-2,3-dione (8)¹⁰

A mixture of oxalic acid dihydrate (0.012mol) and *o*-phenylenediamine (0.012 mol) was thoroughly ground with a pestle in a mortar at R.T. In an open atmosphere until the mixture turned into a melt. The mixture continued to be ground occasionally for 1/2h. Then the melt was crystallized from water/ethanol (1:1) mixture to get the pure product. M.P.155-157°C, Yield 80%.

Synthesis 2-phenyl-1H-benzimidazole (9)

To (0.01mol) of compound **1**, a mixture of (0.01mol) of benzoic acid with few drops of conc. hydrochloric acid in 15ml abs. ethanol was added. Then the reaction mixture was heated under reflux for 15h. The crude product was isolated by filtration and recrystallized from acetone. M.P.210-212°C, Yield 65%.

Synthesis of 2-(1,3-benzodioxol-5-yl)-2,3-dihydro-1H-benzimidazole (10)

A mixture of compound **1** (0.012mol), 25ml abs. ethanol and piperonal (0.012mol) was heated under reflux for 24h. The reaction mixture was filtered off and recrystallized from chloroform. M.P. 230-232°C, Yield 75%.

Synthesis of 1,3-dihydrospiro [benzimidazol-2,1'-cyclohexane] (11)

A mixture of (0.015mol) of compound **1** and (0.015mol) of cyclohexanone in 20ml glacial acetic acid was heated under reflux for 24h, and then the mixture was filtered off to obtain the desired product. M.P. 220-222°C, Yield 60%.

Synthesis of 1H-benzimidazole-2-thiol (12)

o-Phenylenediamine (0.01mol) (**1**) and (0.02mol) of CS₂ was mixed together in 20 ml abs. ethanol. The reaction mixture was refluxed for 18h. The crude product was obtained by filtration, washed with water and recrystallized from benzene. M.P. 90-92°C, Yield 70%.

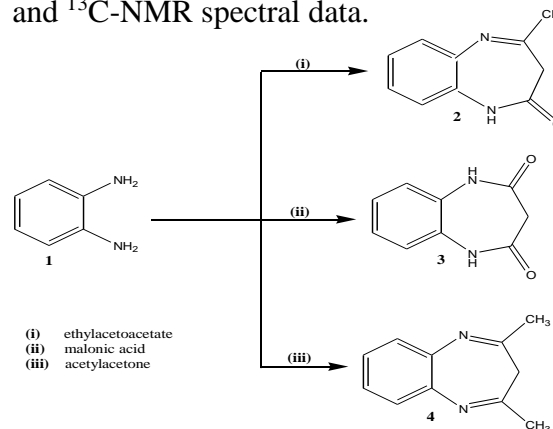
Synthesis of [1,3] thiazolo [3,2-a] benzimidazol-3(2H)-one (13)

To a warmed sodium hydroxide solution prepared by dissolving of sodium hydroxide (0.01mol) and (0.01mol) of compound **12** in 15ml abs. ethanol, (0.01mol) of

chloroacetic acid was added. The reaction mixture was refluxed for 24h. The solid precipitate was formed after the solvent was reduced to one third its volume under reduced pressure. Crude product was obtained by filtration and recrystallized from benzene. M.P. 112-114°C, Yield 80%.

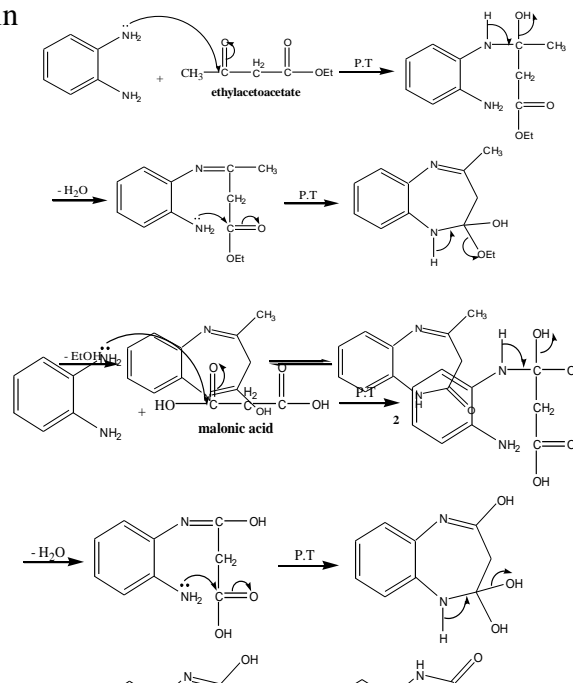
Results and Discussion

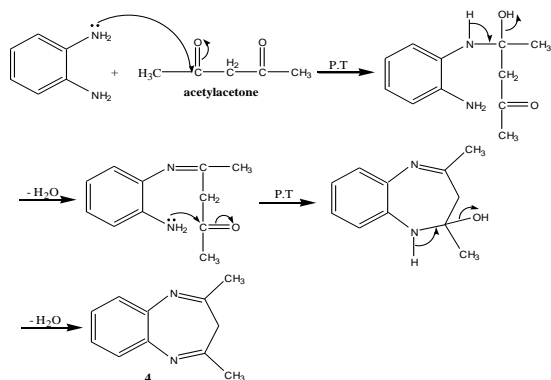
In the current study, *o*-phenylenediamine (**1**) was chosen as starting material. One of our aims was to use the two nucleophilic center of this material in synthesis an interesting heterocyclic compounds. One of the two amino groups will be reacting in a normal manner and an intermolecular attack by the other amino group at ortho position was suggested to take place. In the first part of these synthetic procedures, compounds **2-4** were obtained from the reaction of compound **1** with ethylacetoacetate, malonic acid and acetyl acetone, respectively (**Scheme I**). Their structures were confirmed by FT-IR, ¹H-NMR and ¹³C-NMR spectral data.



Scheme I

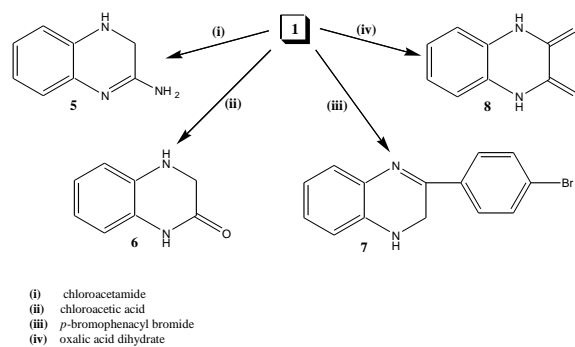
The mechanism of the reaction for the synthesis of compounds **2-4** is outlined below in





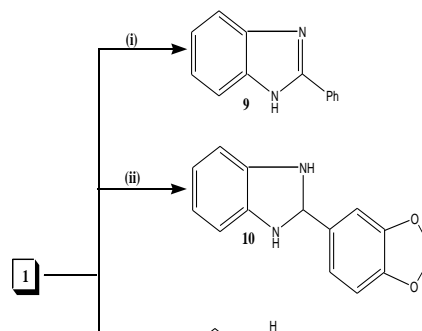
Scheme II

The IR spectra of compounds 4-methyl-1,3-dihydro-2H-1,5-benzodiazepin-2-one (**2**) and 1H-1,5-Benzodiazepine-2,4(3H,5H)-dione (**3**) (**Fig. 1**) showed characteristic bands at 3400-3300, 2900-2800 and 1650-1700 due to stretching vibrations of OH, CH aliphatic and C=O groups, respectively. From this we can say that these two compounds can exist in two tautomeric forms keto and enol forms. The signals corresponding to aliphatic protons, NH and OH protons were recorded at 1.14(s,3H,CH₃), 8.32(s,1H,NH)(D₂O exchange), 9.21(s,1H,OH) (D₂O exchange) for compound **2** and at 2.10(s, 2H, CH₂), 8.44 and 8.71(s, 1H, NH) (D₂O exchange), 9.35(s, 1H, OH) (D₂O exchange), for compound **3**, in ¹H-NMR spectra. The C=O signal appear at 170.1 and 164.7, 168.3 for compounds **2** and **3**, respectively, in ¹³C-NMR analysis. Compound **4** displayed bands in its IR spectrum at 2900 and 1610 belonging to CH aliphatic and C=N stretching vibrations. ¹H-NMR spectrum showed signals at 1.21 (s, 6H, 2CH₃) and 6.89-7.56 (m, 4H, aromatic protons), these two groups appeared at 14.6, 15.7(2C, CH₃), and 132.0-136.4(6C, aromatic carbons) in the ¹³C-NMR spectrum. In the second step of this study, quinoxaline derivatives **5-8** were obtained by the reaction of compound **1** with chloroacetamide, chloroacetic acid, *p*-bromophenacyl bromide and oxalica cid dihydrate, respectively, (**Scheme III**).



Scheme III

In the IR spectra of compounds **5-8**, **Fig. 2** show FT-IR spectrum of compound **8**, the stretching multiple bands derived from -NH₂ group of *o*-phenylenediamine were absent. In addition, signal derived from C=O was observed, at 168.7 and 170.7, 172.4 in the ¹³C-NMR spectra of compounds **6** and **8**, respectively. Beside this, the signal corresponding to -NH group was recorded at the range 8.21-8.55 in the ¹H-NMR spectra of these compounds which were disappear with D₂O exchange. Furthermore, ¹H-NMR spectra of compounds **5** and **7** showed signals at 8.71 which was integrated for two protons corresponding to -NH₂ group of compound **5**, this was disappeared with D₂O exchange, while the structure of compound **7** was confirmed by a multiple signal at 6.81-7.44 due to aromatic protons. In the last part of the synthesis reactions, compound **1** was treated with benzoic acid, piperonal, cyclohexanone and carbon disulfide; 2-phenyl-1H-benzimidazole (**9**), 2-(1,3-benzodioxol-5-yl)-2,3-dihydro-1H-benzimidazole (**10**), 1,3-dihydrospiro[benzimidazol-2,1'-cyclohexane] (**11**) and 1H-benzimidazole-2-thiol (**12**) were formed respectively. Then compound (**12**) was converting to [1,3]thiazolo[3,2-a]benzimidazol-3(2H)-one (**13**) by treating with chloroacetic acid in abs. ethanol (**Scheme IV**).



The ¹H-NMR spectra of compound **9** and **10** showed characteristic signals at 8.30-8.84(s, 1H, NH) which was further characterized by D₂O exchange. Beside this, in the ¹H-NMR spectrum of compound **11**, there were a multiple signals at 1.80-2.05 belonging to -CH₂- group of cyclohexane ring. On the other hand, ¹H-NMR spectrum of compound **12** showed signal at 5.51 due to -SH group which was disappear with D₂O. When compound **12** was converted to compound **13**, signal of -SH group was disappear and a new signal at 2.25 was shown which represent -CH₂- group, in ¹H-NMR spectrum. Furthermore, ¹³C-NMR spectra of compounds **9-13** give a good support for the IR and ¹H-NMR data of these compounds. **Table I** summarize physical properties of the synthesized compounds; **Table II** shows characteristic spectral data of these compounds.

Table I: Physical properties of compounds 2-13

Compound No.	M.P/°C	% Yield
2	158-159	85
3	187-189	70
4	115-117	75
5	198-200	60
6	170-172	70
7	78-80	80
8	55-157	80
9	210-212	65
10	230-232	75
11	220-222	60
12	90-92	70
13	112-114	80

Table II: spectral data of compounds 2-13

Com No	¹ H-NMR	¹³ C-NMR
2		4(1C, CH ₂), 2(1C, CH ₂), 8(1C, N=C), 1,2-135.4(6C, aromatic bonds), 170.1(1C, C=O)
3		(1C, CH ₂), 128.3-131.1(6C, aromatic carbons), 1.7 and 168.3(2C, C=O)
4		63 and 15.7(2C, CH ₂), 4(1C, CH ₂), 132.0-5.4(6C, aromatic bonds)
5		1(1C, CH ₂), 40.2(1C, NH ₂), 130.5-134.1(6C, aromatic carbons)
6		2(1C, CH ₂), 132.5-5.9(6C, aromatic bonds), 168.7(1C, C=O)
7	2.08(s, 2H, CH ₂), 2.77(s, 1H, CH), 7.22-7.98 (m, 7H, Aromatic protons), 8.73 and 8.84 (s, 1H, NH) (D ₂ O exchange, disappear)	20.1(1C, CH ₂), 24.8(1C, N-C-N), 129.3-135.5(12C, aromatic carbons)
8	3230(NH), 3100(CH aromatic), 1605(C=N), 1566(C=C), 757 (aromatic o-disubstituted), 735 and 705 (aromatic mono substituted)	7.05-7.87(m, 9H, aromatic protons), 8.33(s, 1H, NH) (D ₂ O exchange, disappear)
9	3390(OH), 3255(NH), 3028(CH aromatic), 1670(C=O), 779 (aromatic o-disubstituted)	7.27-7.60(m, 4H, aromatic protons), 8.24 and 8.55(s, 1H, NH)(D ₂ O exchange, disappear), 9.06(s, 2H, OH) (D ₂ O exchange, disappear)
10	3230(NH), 3100(CH aromatic), 2900(CH aliphatic), 1614(C=N), 877(aromatic p-substituted), 758(aromatic o-disubstituted)	8H, aromatic protons), 8.09 (s, 1H, NH) (D ₂ O exchange, disappear)
11	3280(NH), 3050(CH aromatic), 2920(CH aliphatic), 1530(C=C), 755(aromatic o-disubstituted)	1.80-2.05(m, 10H, 5CH ₂), 7.10-7.48(m, 4H, Aromatic protons), 8.44 and 8.69(s, 1H, NH)(D ₂ O exchange, disappear)
12	3230(NH), 3080(CH aromatic), 2600(SH), 1620(C=N), 1550(C=C), 352(C=S), 730(aromatic o-substituted), 653(C-S)	5.51(s, 1H, SH)(D ₂ O exchange, disappear), 6.66-7.45(m, 4H, aromatic protons), 8.15(s, 1H, NH) (D ₂ O exchange, disappear)
13	3400(OH), 3080(CH aromatic), 2916(CH aliphatic), 1660(C=O), 1600(C=N), 1502(C=C), 744(aromatic o-disubstituted), 678(C-S)	2.25(s, 1H, CH ₂), 7.33-7.67(m, 4H, aromatic protons)

Fig. 1: FT-IR spectrum of compound 3

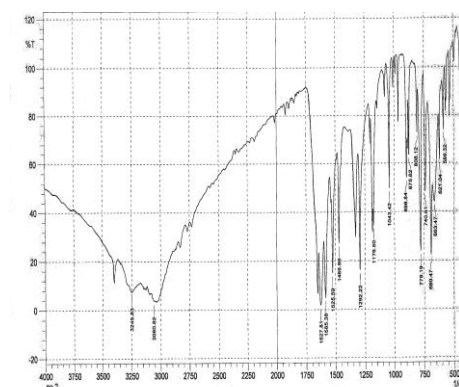


Fig. 2: FT-IR spectrum of compound 8

References

- 1- Lu,J.,B.Yang and Y.Bai,2002.Microwave irradiation synthesis of 2-substituted benzimidazoles using PPA as a catalyst under solvent-free conditions.Synth. Commun. 32 (24): 3703-3709.
- 2- Tandon,V.K.and M.Kumar,2004. BF₃Et₂O promoted one-pot expeditious and convenient synthesis of 2-substituted benzimidazoles and 3,1,5-benzoxadiazepines.Tetra hedron Lett. 45: 4185-4187.
- 3- Dege,N.,M.Şekerci,S.Servi,M.Dinçer and Ü.Demirbas,2006.Structure of 1-(thiophen-2-ylmethyl)-2-(thiophen-2-yl)-1H-benzimidazole.Turk.J.Chem. 30: 103-108.
- 4- Rodriguez,M.L.,B.Benhamu,M.J.Morcillo and M.I.Martin,1999.Design and synthesis of new benzimidazole-arylpiperazine derivatives acting as mixed 5-HT_{1A}/5-HT₃ligands.J.Med.Chem.42:5020-5025.
- 5- Ma,Z.,M.A.Yoshimura and T.J.Michallides,2003.Identification and Characterization of Benzimidazole Resistance in *Monilinia fructicola* from Stone Fruit Orchards in California. Applied and Environmental Microbiology.69(12):7145-7160.
- 6- Tomei,L.,S.Altamura,L.Bartholomew,A. Biroccio and G.Migliaccio ,2003.Mechanism of action and antiviral activity of benzimidazole-based allosteric inhibitors of the hepatitis C virus RNA-dependent RNA polymerase.J of Virology.77(24): 13225-13231.
- 7- Elnima,E.,M.U.Zubair and A.A .Al-Bader ,1981.Antibacterial and antifungal activities of benzimidazole and benzoxazole derivatives.Antimicrobial Agents and Chemotherapy.19(1):29-32.
- 8- Bailly,C.,S.Echepare,F.Gago and M.Waring,1999.An efficient and facile synthesis of quinoxaline derivatives catalyzed by KHSO₄at room temperature.J.Anti- cancer Drug Des. 15:291-296.
- 9- Rahul,R.and B.Devanand,2006.BF₃.OEt₂ Promoted solvent-free synthesis of benzimidazole derivatives. Chinese Chemical Letters.17: 453-456.
- 10- Thakuria,H.and G.Das,2006.One-pot efficient green synthesis of 1,4-dihydroquinoxaline-2,3-dione derivatives.J.Chem.Sci. 118 (5): 425-428.
- 11- Kus,C.,2002.Synthesis of new substituted 6-(morpholin-4-yl)-1H-benzimidazole derivatives. Turk. J. Chem. 26:559-564.
- 12- Nakano,H.,T.Inoue,N.Kawasaki and T.Satoch,2000.Synthesis and biological activities of novel antiallergic agents with 5-lipoxygenase inhibiting action,Bioorganic and Medicinal Chemistry.8(2):373-380.

تحضير وتشخيص مركبات حلقيّة غير متجانسة ملتحمّة جديدة تحتوي على حلقات البنزودايايزوأبين، الكوينوكزالين، البنزايمدازول والثيازول

المدرس الدكتورّة نادية عادل صالح* والمدرس المساعد حنان عبد اللطيف ابراهيم*

الخلاصة

لقد تم في هذا البحث تحضير عدد من المركبات الحلقيّة الغير متجانسة الجديدة من خلال تفاعلات الغلق للـ أورثو فنيولين داي أمين (1) مع عدد من الكواشف العضوية المختلفة. لقد تم الحصول على مشتقات البنزو داي أيزوأبين (4-2) من خلال مفاعلة المركب (1) مع أثيل أسيتوأسيتيت، حامض المالنوك، أسيتايل أسيتون. ان معاملة المركب (1) مع الكلوروأستيميد، كلوروأستيك أسد، بارا برومو فيناسيل برومايد، حامض الأوكزالين ثنائي الهيدريد أعطى مشتقات الكوينوكزالين (8-5) على التوالي. وكذلك عومل المركب (1) مع حامض البنزويك، بيرونال، سايكلو هكسانون، ثنائي كبريتيد الكربون أنتج المركبات (12-9) على التوالي. وأخيرا فوعل المركب (12) مع كلوروأستيك أسد بوجود هيدروكسيد البوتاسيوم ليعطي المركب (13).